


# EBSRAY PUMPS



## ***R Series Model R10***

***...for LPG applications***

Quality System  
Quality Endorsed Company  
ISO 9001  
Lic 3332  
Standards Australia

HEAD OFFICE AND WORKS



**UK Distributor**

t: +44 (0)1388 813433  
f: +44 (0)1388 813307  
sales@orangecounty.co.uk  
www.orangecounty.co.uk



# R Series Model R10



THE EBSRAY MODEL R10 REGENERATIVE TURBINE PUMP is designed and precision built for High flow/ High pressure transfer of LPG, AUTOGAS, PROPANE, BUTANE, DME and ANHYDROUS AMMONIA.

## Specifications

Max Flow at 2900 RPM ..... 140L/min.  
Max Differential Pressure at 2900 RPM ... 1375kPa  
Hydrostatic Test Pressure ..... 7000kPa  
Max Speed ..... 3500 RPM  
Power Range..... to 7.5kW

Porting:

Inlet ..... Flanged 1 1/2" Class 300 ANSI  
Discharge ..... Flanged 1" Class 300 ANSI

## Features

- ▼ Quiet Operation
- ▼ Direct Coupled to 2880 RPM or 3500 RPM motors
- ▼ Other drive options: Vee belt, engine or PTO
- ▼ Low maintenance
- ▼ Flanged porting-simple installation
- ▼ Balaced Mechanical Seal-precision lapped faces - excellent service lift
- ▼ Throttle Bush-increased safety. Meets API 610

## Typical Services

- ✓ Driveway dispensing (up to 6 hoses)
- ✓ Industrial dispensing
- ✓ Bulk filling
- ✓ Vehicle filling
- ✓ Aerosol industries
- ✓ Marine dispensing
- ✓ Portable tanks
- ✓ Agricultural industries
- ✓ Cylinder filling
- ✓ Forklift refuelling
- ✓ Direct burner or vaporizer feed

## Allied Equipment

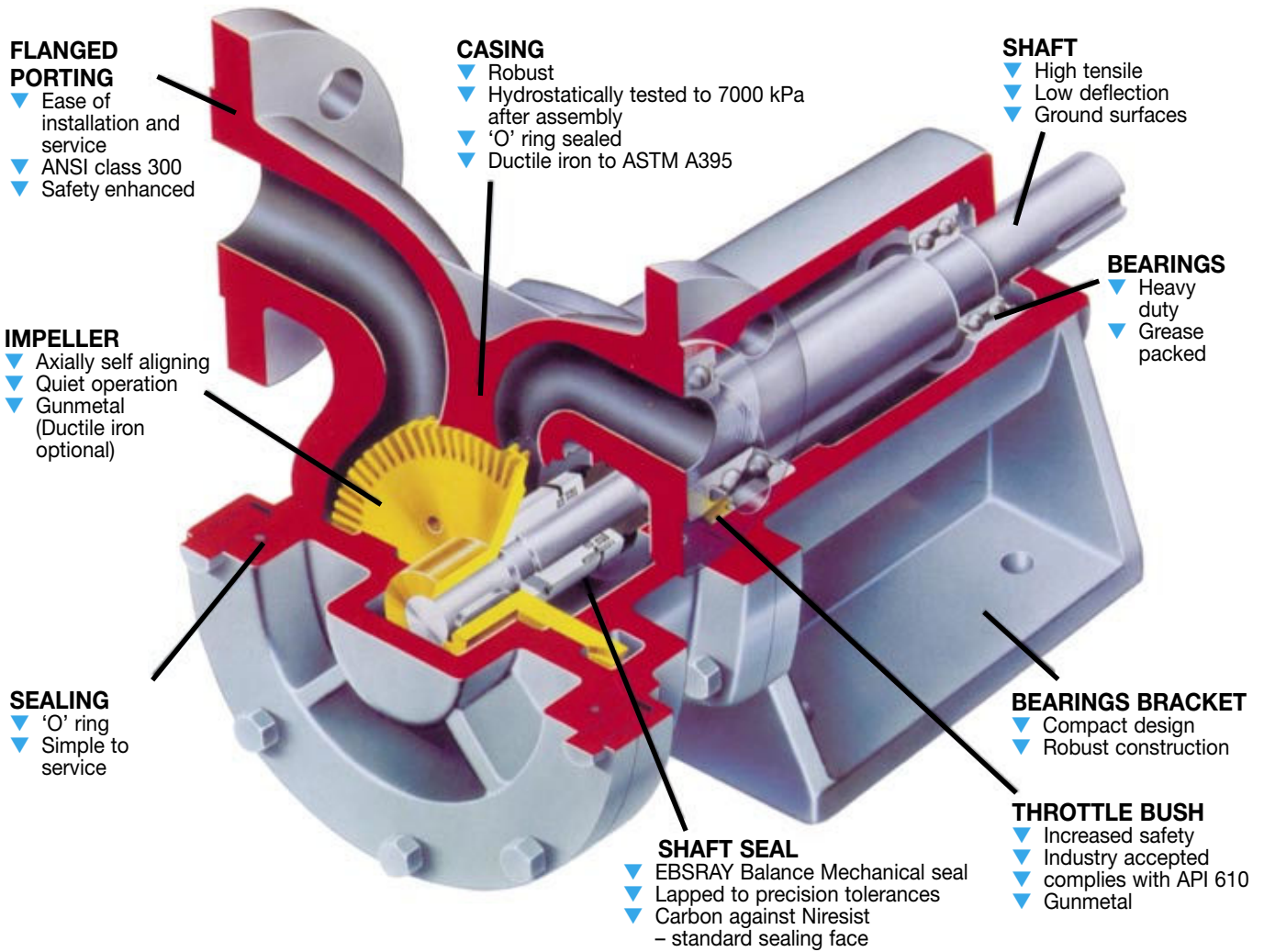
Manufactured by Ebsray includes Submersible, underground, aboveground and tanker/depot pumps, Bypass Valves and vented tamperproof/acoustic enclosures.

## Assured Quality & Performance

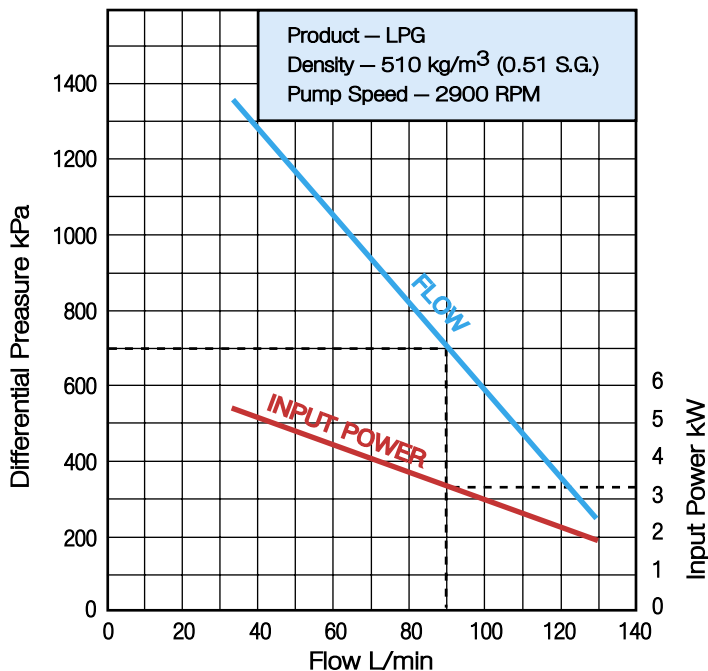
EBSRAY's iso9001 Quality System assures compliance with the high safety and quality standards demanded by the LPG industry. All EBSRAY R10 pumps are hydrostatically tested after assembly. They are then run-tested to simulated duty point prior to dispatch to fuarantee pump integrity and performance in accordance with the specdifications.

*All Ebsray LPG Pumps, Pumpsets and Bypass Valves are designed and manufactured in Australia and comply with the requirement of Australian Standard AS1596 and other international Standards and Codes.*

# R Series Model R10



## Performance



### EXAMPLE

Differential pressure.....700kPa  
Flow.....90L/min  
Input power.....3.25 kW

### Note:

For 60 Hz (3500 RPM) operation, refer to specific performance curve



