

- Low cost and simple installation
- Accurate to  $\pm 1$  inch
- Choice of standard materials to accommodate most installations
- Extremely visible numerals and graduations
- Durable and reliable construction materials on all moving parts
- Custom marking available

## The Shand & Jurs Model 92302/03 Liquid Level Indicators

The Shand & Jurs Model 92302/03 Liquid Level Indicator is a reliable and inexpensive float actuated level gauging system. It is designed to provide reliable and virtually trouble-free service for installation not requiring accuracies better than  $\pm 1$  inch.

Shand & Jurs provides as standard, rugged aluminum or redwood indicator boards. 316 Stainless Steel boards and mounting hardware also available. Graduations are in feet and inches or meters and decimeters, large black numerals make readout highly visible from a distance. Half or third travel indicator boards are offered for special installations, such as underground tanks. Outage (reverse reading), volumetric and custom marked boards available.

To simplify ordering and installation, Shand & Jurs provides complete installation kits for redwood and aluminum indicator boards. Complete kit includes float, brackets, clamps, anchor bar, target, sheaves, guide wire spring assembly, guide wire and liquid seal when required.

The choice of material selection for kits permits installation in a variety of environmental conditions. To provide a vapor tight installation and protect the gauge board from corrosive tank vapors, a standard liquid seal is available.

Shand & Jurs also offers limit switches to actuate high and low level alarms, provide pump control or other signaling functions.

### SPECIFICATIONS:

Gauging Range: 55 Feet or 16.8 Meters  
(Higher Available)  
Operating Temperature: -30° to 160°F  
Type of Kit Class: ..... Class A (Aluminum)  
Class B (Nodular Iron)

### MATERIALS OF CONSTRUCTION:

Indicator Board: ..... Redwood or Aluminum,  
316 SS optional  
Float: ..... 316 SS  
Brackets: ..... Steel  
Anchor Bar: ..... Steel  
Float Cable: ..... Stainless Steel  
Cable Clamp: ..... Stainless Steel  
Target: ..... Steel

### SHEAVE ASSEMBLY:

Housing and Cover: ..... Cast Aluminum  
or Nodular Iron  
Sheave: ..... Delrin  
Bearing: ..... Teflon  
Shaft: ..... Stainless Steel

### GUIDE WIRE SPRING ASSEMBLY:

Housing Assembly: ..... Galvanized Steel  
Spring: ..... Steel  
Guide Wire: ..... Stainless Steel

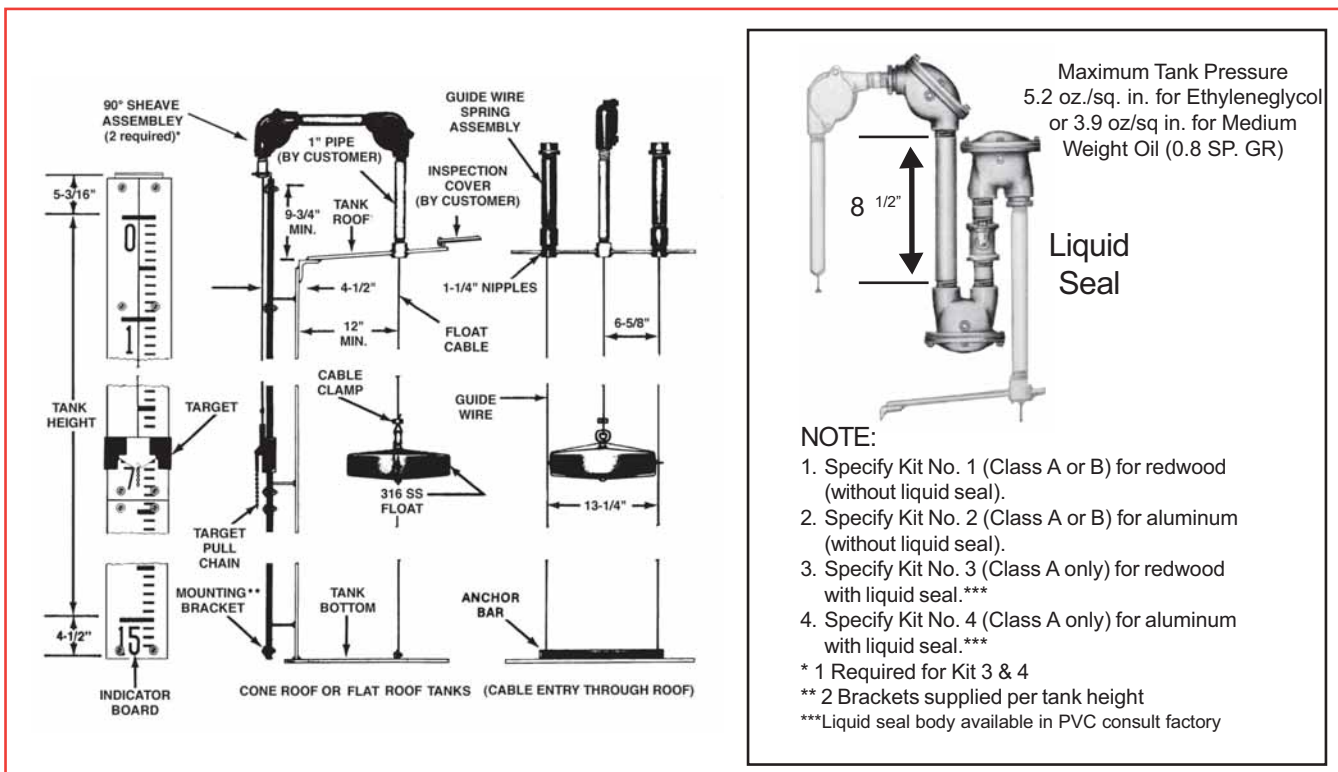
### LIQUID SEAL: (Class A only):

Housing & Cover: ..... Cast Aluminum  
Sheaves: ..... Delrin  
Pipe: ..... Galvanized Steel  
Bearing: ..... Teflon  
Shaft: ..... Stainless Steel

### LIQUID SEAL INSTALLATION:

Maximum tank pressure 5 oz./sq. in. for antifreeze or 4 oz./sq. in. for medium weight oil (0.8 Sp. Gr.)


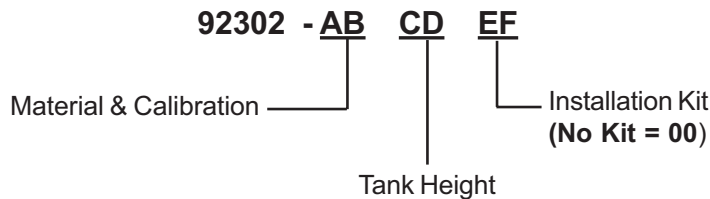
For higher tank pressures, refer to Liquid Seal Model 93603.



All designs subject to change. Certified dimensions and specifications available upon request.

**MODEL NUMBER SELECTION:**

The model number will consist of a base number 92302 with a dash and two numbers which represent board material and calibration, followed by two numbers which represent tank height followed by another two numbers which represent installation kit selection.



**ORDERING INFORMATION**

Specify:

1. Model 92302 Liquid Level Indicator
2. Type of Tank
3. Type of Kit Class
4. Type of Board Materials
5. Type of Graduation
6. Tank Height

\* When placing order, please specify exact tank height as well as correct option numbers.  
MODEL JB3704-1 Limit Switch must be ordered separately.

**TABLE I (AB) - BOARD MATERIAL AND CALIBRATION\***

Option #	Description
08	Wood Board - Foot/Inch Calibration
09	Wood Board - Metric/Decimeter Calibration
18	Aluminum Board - Foot/Inch Calibration
19	Aluminum Board - Metric/Decimeter Calibration

**TABLE II - (CD) TANK HEIGHT - (boards with mounting hardware)**

Table II Option #	Feet/Inches - WOOD Table I Opt. 08	Table II Option No.	Metric - WOOD Table I Opt. 09
03	5'0" - 7'3"	51	1.50 - 2.21 m
11	7'4" - 15'3"	52	2.22 - 4.65 m
19	15'4" - 23'3"	53	4.66 - 7.09 m
27	24'4" - 31'3"	54	7.10 - 9.53 m
35	31'4" - 39'3"	55	9.54 - 11.96 m
43	39'4" - 47'3"	56	11.97 - 14.40 m
50	47'4" - 55'3"	57	14.41 - 16.84 m

Table II Option #	Feet/Inches - ALUM Table I Opt. 18	Table II Option No.	Metric - ALUM Table I Opt. 19
03	5'0" - 7'3"	51	1.50 - 2.21 m
11	7'4" - 15'3"	52	2.22 - 4.65 m
19	15'4" - 23'3"	53	4.66 - 7.09 m
27	24'4" - 31'3"	54	7.10 - 9.53 m
35	31'4" - 39'3"	55	9.54 - 11.96 m
43	39'4" - 47'3"	56	11.97 - 14.40 m
50	47'4" - 55'3"	57	14.41 - 16.84 m

## ACCESSORY KITS (EF)

### KIT NO. 1 - CONE ROOF TANK (WOOD GAUGE BOARD)

DESCRIPTION	NO. REQ'D.	1A CAST AL. SHEAVE HSG.	1B NOD. IRON SHEAVE HSG.
SHEAVE ASSY. 1"-90	2	JB3561-1 (CA)	JB3561-2 (NI)
FLOAT-3166SS	1	JB3010-21	JB3010-21
ANCHOR BAR	1	JA3540-3	JA3540-3
GUIDE WIRE SPR. ASSY	2	JB3486-11	JB3486-11
CABLE CLAMP	1	090142	090142
TARGET	1	9230-11360	9230-11360
BRACKET	*	509-836	509-836

\*NUMBER OF BRACKETS IS DETERMINED BY TANK HEIGHT.

### KIT NO. 2 - CONE ROOF TANK (METAL GAUGE BOARD)

DESCRIPTION	NO. REQ'D.	2A CAST AL. SHEAVE HSG.	2B NOD. IRON SHEAVE HSG.
SHEAVE ASSY. 1"-90	2	JB3561-1 (CA)	JB3561-2 (NI)
FLOAT - 316SS	1	JB3010-21	JB3010-21
ANCHOR BAR	1	JA3540-3	JA3540-3
GUIDE WIRE SPR. ASSY	2	JB3486-11	JB3486-11
CABLE CLAMP	1	090142	090142
TARGET	1	9230-11360	9230-11360
BRACKET	*	509-836	509-836
INTERMEDIATE SUPPORT	*	9399-18000	9399-18000

\*NUMBER OF BRACKETS IS DETERMINED BY TANK HEIGHT.

### KIT #'S 3 & 4 - CONE ROOF TANK WITH LIQUID SEAL (FOR MAXIMUM TANK PRESSURE OF 4.35 OZ./SQ. IN.)

DESCRIPTION	NO. REQ'D.	KIT 3A WOOD BOARD	KIT 4A METAL BOARD
SHEAVE ASSY. 1"-90	1	JB3561-1 (CA)	JB3561-1 (CA)
FLOAT - 316SS	1	JB3010-21	JB3010-21
ANCHOR BAR	1	JA3540-3	JA3540-3
GUIDE WIRE SPR. ASSY	2	JB3486-11	JB3486-11
CABLE CLAMP	1	090142	090142
TARGET	1	9230-11360	9230-11360
BRACKET	*	509-836	509-836
INTERMEDIATE SUPPORT	*	-----	9399-18000
LIQUID SEAL	1	JC3602-3	JC3602-3

\*NUMBER OF BRACKETS IS DETERMINED BY TANK HEIGHT.

### KIT #'S 5 & 6 - CONE ROOF TANK WITH PVC LIQUID SEAL, SHEAVE & UNGUIDED FLOAT (FOR MAXIMUM TANK PRESSURE OF 4.35 OZ./SQ. IN.)

DESCRIPTION	NO. REQ'D.	KIT 5A WOOD BOARD	KIT 6A METAL BOARD
PVC SHEAVE ASSY. 1"-90	1	LA276-533	LA276-533
RAFT FLOAT - PVC	1	LB290-800	LB290-800
TFE CABLE CLAMP	1	LA270-1007	LA270-1007
TARGET	1	9230-11360	9230-11360
BRACKET	*	509-836	509-836
INTERMEDIATE SUPPORT	*	-----	9399-18000
PVC LIQUID SEAL	1	LB277-543	LB277-543
1/16" TEFLON COATED CABLE	As Req'd	117-8	117-8

\*NUMBER OF BRACKETS IS DETERMINED BY TANK HEIGHT.

**SPECIAL ACCESSORY KIT SUBSTITUTIONS**

**A. FLOATS**

DESCRIPTION	PART NUMBER
304 SS Float (11-3/4" DIA)	JB3010-7
Monel Float (11-3/4" DIA)	JB3010-4
304 ss Foamglass Float (9" x 12" x 3")	JC3000-1
Polyethylene float	9399-11250
Teflon coated float	LA290-674

**B. SHEAVE ASSEMBLIES - 1 "NPT CONNECTIONS \***

DESCRIPTION	PART NUMBER
All 316 SS	JB3561-4
Aluminum Housing/316ss Wheels	JB3561-5
Nodular Iron Housing/316ss Wheels	JB3561-6

\* ALL STAINLESS STEEL WHEELS ARE TAPE/CABLE COMPATIBLE

**C. ANCHOR BAR - 13-1/4"**

DESCRIPTION	PART NUMBER
All 316 SS	JA3540-4

**D. GUIDE WIRE SPRING ASSEMBLIES**

(two per unit required)

DESCRIPTION	PART NUMBER
All 316 SS	93486-18
All 304 SS	93486-12

NOTE: FOR SPECIAL SYSTEM REQUIREMENTS, CONSULT FACTORY.



**UK Distributor**  
t: +44 (0)1388 813433  
f: +44 (0)1388 813307  
sales@orangecounty.co.uk  
www.orangecounty.co.uk