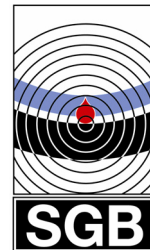


Leak detection technology

For a clean and protected environment



Underpressure leak detector VL 330



Leak detection system to detect and indicate leaks in double-walled tanks.

Every leak in one of the walls will be indicated by an optical and audible alarm before liquid enters the environment.

(Class I-system in accordance to the European standard EN 13 160)

Liquids to be monitored:

Water polluting liquids :


- with a flash point > 55° Celsius; e.g. Diesel, heating oil)
- specific chemicals in accordance to chemical resistance of the leak detector. Different materials to realise chemical resistance are available.

Approved for the use together with:

- double-walled horizontal tanks (e.g. EN 12285)
- single-walled horizontal or rectangular tanks equipped with a lining (e.g. DIN 6625 or similar)
- double-walled ball shaped tanks
- upright standing tanks (e.g. DIN 6618/2)



VL 330 P in a protection box



Installation kit for the tank



triple condensate trap

Approvals:

- Germany: Z -65.22 - 389



Complete set including for all necessary installation equipment

Technical data:

| type | alarm underpressure | operational underpressure |
|--------|---------------------------|---------------------------|
| VL 330 | >330 mbar (> 4.79 psi) | 450 mbar (6.53 psi) |



UK Distributor

t: +44 (0)1388 813433
f: +44 (0)1388 813307
sales@orangecounty.co.uk
www.orangecounty.co.uk

SGB GmbH

Hofstr. 10
Postfach: 21 07 41

D-57076 Siegen
D-57031 Siegen

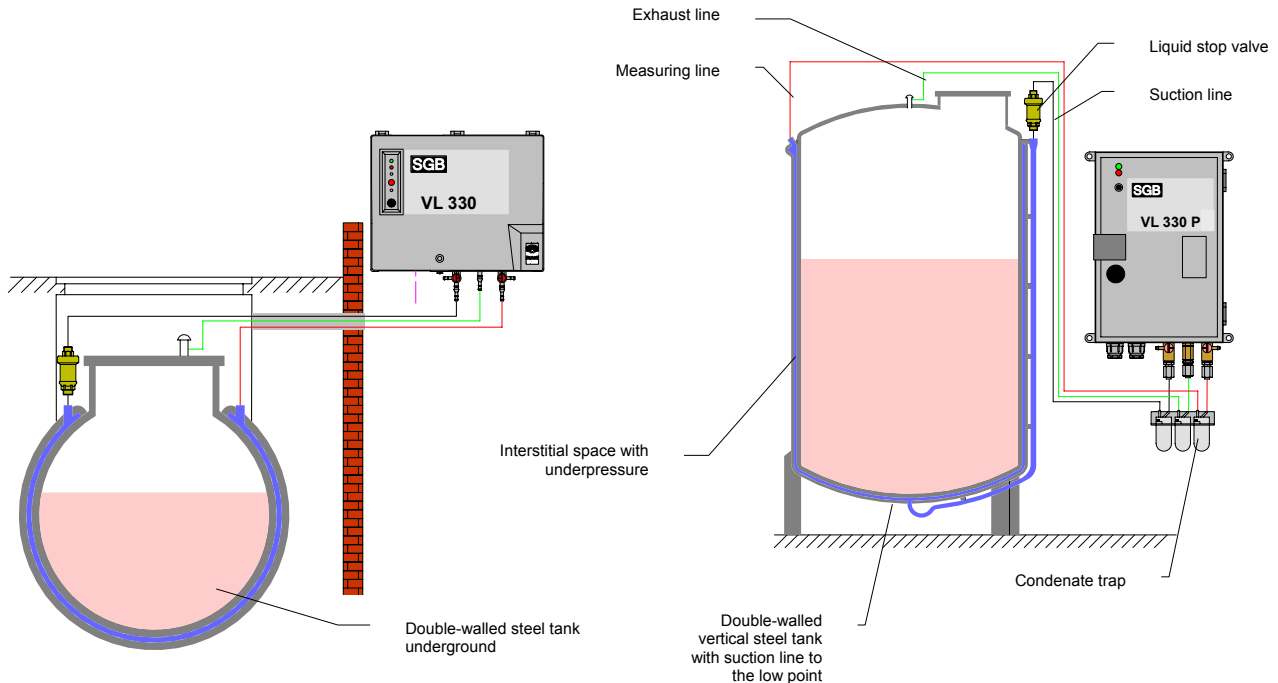
Tel.: + 49 / (0) 271 / 48964-0
Fax: + 49 / (0) 271 / 48964-6
http://www.sgb.de
E-mail: sgb@sgb.de

Leak detection technology

For a clean and protected environment



Underpressure leak detector VL 330



Monitoring principle:

The pump in the leak detector creates a operational underpressure in the interstitial space.

Any minor unavoidable untightness is compensated by the system automatically.

In case of a leak, air, groundwater or product is sucked into the interstitial space.

If the volume flow of air entering the interstitial space is higher than the limited volume flow of the vacuum pump, the pressure will rise to the alarm underpressure.

Groundwater or stored product is sucked into the interstitial space. When the interstitial space is filled up, the liquid enters the liquid stop valve, which closes then. No further underpressure can be produced. Some more liquid will be sucked into the measuring line, causing a rise in pressure to the alarm underpressure. The optical and audible alarm is released.

Installation advice:

The leak detector shall not be installed in potentially explosive atmosphere.

Outside closed and dry rooms, the leak detector VL 330 P will realise the required weather protection.

Coloured, chemical resistant, flexible or rigid tubes are to be used as a connection between leak detector and interstitial space.

Condensate traps are to be installed in all low points of the connection lines, if applicable.

Three way cocks in the suction- and measuring line on the leak detector guarantee a quick and easy function check.

Dry relay contacts for alarm transmitting are included as standard.

When operating, installing and commissioning the leak detector VL 330, the conditions laid down in the approvals for the leak detector, tanks and linings are to be observed.

All works shall be carried out by a qualified person.

Subject to changes. Photos and dimensions are not binding for the extend of delivery.

SGB GmbH
Hofstr. 10
Postfach: 21 07 41
Germany

D-57076 Siegen
D-57031 Siegen

Tel.: + 49 / (0) 271 / 48964-0
Fax: + 49 / (0) 271 / 48964-6
<http://www.sgb.de>
E-mail: sgb@sgb.de